


eCMP8 / eCMP12

SPECIALIZED LOUDSPEAKERS

Music projectors



USER MANUAL

INDEX

1. IMPORTANT REMARK	3
2. IMPORTANT SAFETY INSTRUCTIONS.....	3
3. IMPORTANT NOTE.....	5
4. INTRODUCTION.....	5
5. MAIN FEATURES	6
6. CABLE CONNECTIONS	7
7. LOCATION AND MOUNTING	8
8. TECHNICAL SPECIFICATIONS.....	9
9. PACKAGE CONTENTS	10

1. IMPORTANT REMARK




WARNING: SHOCK HAZARD - DO NOT OPEN
AVIS: RISQUE DE CHOC ÉLECTRIQUE - NE PAS OUVRIR



The lightning flash with arrowhead symbol, within an equilateral triangle, is intended to alert the user to the presence of uninsulated “dangerous voltage” within the product’s enclosure that may be of sufficient magnitude to constitute a risk of electric shock to persons.



The exclamation point within an equilateral triangle is intended to alert the user to the presence of important operating and maintenance (servicing) instructions in the literature accompanying the appliance.

WARNING (If applicable): The terminals marked with symbol of “” may be of sufficient magnitude to constitute a risk of electric shock. The external wiring connected to the terminals requires installation by an instructed person or the use of ready-made leads or cords.

WARNING: To prevent fire or shock hazard, do not expose this equipment to rain or moisture.

WARNING: An apparatus with Class I construction shall be connected to a mains socket-outlet with a protective earthing connection.

2. IMPORTANT SAFETY INSTRUCTIONS

1. Read these instructions.
2. Keep these instructions.
3. Heed all warnings.
4. Follow all instructions.
5. Do not use this apparatus near water.
6. Clean only with dry cloth.
7. Do not block any ventilation openings. Install in accordance with the manufacturer’s instructions.

8. Do not install near any heat sources such as radiators, heat registers, stoves, or other apparatus (including amplifiers) that produce heat.
9. Do not defeat the safety purpose of the polarized or grounding type plug. A polarized plug has two blades with one wider than the other. A grounding type plug has two blades and a third grounding prong. The wide blade or the third prong are provided for your safety. If the provided plug does not fit into your outlet, consult an electrician for replacement of the obsolete outlet.
10. Protect the power cord from being walked on or pinched particularly at the plugs, convenience receptacles, and at the point where they exit from the apparatus.
11. Only use attachments/accessories specified by the manufacturer.
12. Unplug the apparatus during lightning sorts or when unused for long periods of time.
13. Refer all servicing to qualified personnel. Servicing is required when the apparatus has been damaged in any way, such as power supply cord or plug is damaged, liquid has been spilled or objects have fallen into the apparatus, the apparatus has been exposed to rain or moisture, does not operate normally, or has been dropped.
14. Disconnecting from mains: Switching off the POWER switch all the functions and light indicators of the amplifier will be stopped, but fully disconnecting the device from mains is done unplugging the power cord from the mains input socket. For this reason, it always shall remain readily operable.
15. Equipment is connected to a socket-outlet with earthing connection by means of a power cord.
16. The marking information is located at the bottom of apparatus.
17. The apparatus shall not be exposed to dripping or splashing and that no objects filled with liquids, such as vases, shall be placed on apparatus.

NOTE: *This equipment has been tested and found to comply with the limits for a Class A digital device, pursuant to part 15 of the FCC Rules. These limits are designed to provide reasonable protection against harmful interference when the equipment is operated in a commercial environment. This equipment generates, uses, and can radiate radio frequency energy and, if not installed and used in accordance with the instruction manual, may cause harmful interference to radio communications. Operation of this equipment in a residential area is likely to cause harmful interference in which case the user will be required to correct the interference at his own expense.*



WARNING: This product must not be discarded, under any circumstance, as unsorted urban waste. Take to the nearest electrical and electronic waste treatment centre.

NEEC AUDIO BARCELONA, S.L. accepts no liability for any damage that may be caused to people, animal or objects due to failure to comply with the warnings above.

3. IMPORTANT NOTE

Thank you for choosing our **music projector eCMP8 / eCMP12!**

It is **VERY IMPORTANT** to carefully read this manual and to fully understand its contents before any connection in order to maximize your use and get the best performance from this equipment.

To ensure optimal operation of this device, we strongly recommend that its maintenance be carried out by our authorised Technical Services.

The Ecler **eCMP8/ eCMP12** come with **3** years warranty.

4. INTRODUCTION

The **eCMP8** is a music projector in a compact, high-efficiency format. It has an 8" low frequency transducer and a 1.4" coaxial high frequency transducer offering a power of 150W @ 8 Ω . It also incorporates a 70/100 V line transformer with power options of 37,5 / 75 / 150 W (these power options are halved in the case of a 70V line).

It has been designed for indoor and outdoor applications (water and sun degraded resistant) where high power and precise coverage is required (135°x135° dispersion).

The **eCMP12** is a music projector in a compact, high-efficiency format. It has an 12" low frequency transducer and a 1.7" coaxial high frequency transducer offering a power of 300W @ 8 Ω . It also incorporates a 70/100 V line transformer with power options of 50/100/200 W (these power options are halved in the case of a 70V line).

It has been designed for indoor and outdoor applications (water and sun degraded resistant) where high power and precise coverage is required (107°x107° dispersion).

5. MAIN FEATURES

eCMP8:

- 2 way compact and water resistant music projector
- 150 W RMS @ 8 Ω
- Power options 100V: 37,5/75/150W/OFF and 8 Ω
- Power options 70V: 18,75/37.5/75W/OFF y 8 Ω
- Dispersion (HxV): 135° x 135°
- Max SPL: 119 dB continuous / 125 dB peak
- IP56 Rating
- Material: Polypropylene, aluminium (grille), hot-dipped galvanized steel (U-bracket)
- Connection via connection strip
- Available in Grey (RAL 538C)
- Dimensions (WxHxD): 300x302x280mm*

*If the mounting bracket is added the total depth will be 334mm.

eCMP12:

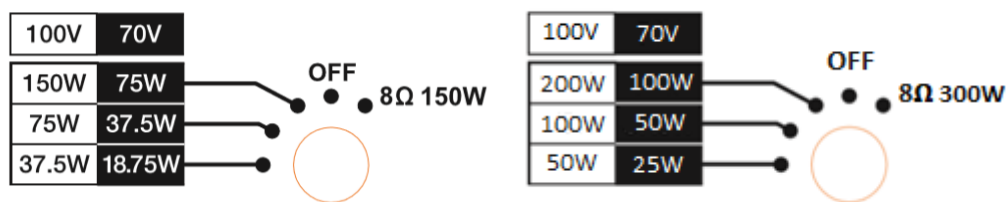
- 2 way compact and water resistant music projector
- 300 W RMS @ 8 Ω
- Power options 100V: 50/100/200W/OFF and 8 Ω
- Power options 70V: 25/50/100W/OFF and 8 Ω
- Dispersion (HxV): 107°x107°
- Max SPL: 125 dB continuous / 131 dB peak
- IP56 Rating
- Material: Polypropylene, aluminium (grid) and galvanised steel (mounting)
- Connection via connection strip
- Available in gray (RAL538C)
- Dimensions (WxHxD): 407x410x378mm*

*If the mounting bracket is added the total depth will be 443mm.

6. CABLE CONNECTIONS

The eCMP8 and eCMP12 support high or low impedance operation. They have a selector on the back with power options: 37,5 / 75 /150 W/ OFF / 8 Ω; 50 / 100 /200 W/ OFF / 8 Ω.

Note: if the loudspeaker is used in installations at 70V, the corresponding powers for the 100V position will be reduced to half of those indicated on the switch. In the case of installations at 50V, to a quarter.



1. Power options in eCMP8 and eCMP12 respectively

The low impedance connection will allow the loudspeakers to be configured to work under these conditions, with a maximum power of 150W for the eCMP8 or 300W for the eCMP12. If you choose this configuration, you must take into account the limitations of the amplifier when connecting multiple speakers to its output, especially if the impedance of the set drops below 4Ω. It is also important that the connection cable between the amplifier outputs and the speakers be of good quality and as short as possible; this is especially important when the distances to be covered are large and the impedance of the speakers is low.

Note: The 70/100V line speaker distribution system historically arose from the technical need to mix loudspeakers of different impedances and/or powers on the same line or amplifier channel, all without having to worry about the total impedance of the resulting set. Additionally, this solution allows to use, with minimum power losses, long cable runs and of a significantly lower section than the one usually used in the low impedance installation.

WARNING! If you accidentally connect the system with the selector in any of the 3, 70/100V positions to a low impedance amplifier it will not cause any damage to the loudspeaker but it will perform well below its performance. If you accidentally connect the loudspeaker to a 70/100V network in 8Ω position it will be severely damaged.

7. LOCATION AND MOUNTING

The following general rules shall be observed:

- Always install the unit on solid and firm surfaces.
- Make sure that the surface where the loudspeaker is to be installed can support its weight.
- eCOMP8: The depth of the speaker is 280mm. Note that if you add the mounting bracket, the total depth will be 334mm.
- eCMP12: The depth of the speaker is 378mm. Note that if you add the mounting bracket, the total depth will be 443mm.
- Always use a safety sling to ensure speaker installation.
- For good sound reproduction there should be no obstacle between the speakers and the audience.

High frequencies, unlike low frequencies, are extremely directive and any obstacle implies an attenuation in their response.

8. TECHNICAL SPECIFICATIONS

eCMP8

Ways	2-ways, full range, long throw
Drivers	8" woofer and 1,4" HF coaxial driver
Impedance	8Ω, nominal
Power	150W RMS / 600W Peak
Recommended power amplifier	300W
Power options	100V: 37,5W / 75W / 150W / OFF / 8 Ω 70V: 18,75W / 37,5W / 75W / OFF / 8 Ω
Frequency range	87 Hz - 20 kHz (-10dB)
Sensitivity	97dB (1W/1m)
Max SPL	119dB continuous / 125dB peak
Crossover filter	2,1 kHz (passive)
Dispersion	135° x 135° (HxV)
Connection type	Terminal block (Input + Output)
Power type selector	Selectable transformer tap
IP Rating	IP56
Finished color	Grey (RAL 538C)
Material	Polypropylene (enclosure), aluminium (grille), hot-dipped galvanized steel (U-bracket)
Dimensions	300 x 302 x 334mm / 11.8" x 11.9" x 13.2"
Weight	11,0 kg. / 24.3 lb.

eCMP12

Speaker type	Long throw, 2 way
Nominal impedance	8Ω
Power handling	300 W RMS / 1200 W Peak
Power options	100V: 50W / 100W / 200W / OFF / 8 Ω 70V: 25W / 50W / 100W / OFF / 8 Ω
Frequency response (-10dB)	91 Hz-20 kHz
Sensitivity (1W/1m)	100 dB
Maximum SPL	125 dB continuous / 131 dB peak
Crossover frequency	2,1 kHz (passive)
Drivers	12" (LF) & 1,7" (HF)
Dispersion (HxV)	107° x 107°
Connections	Terminal block (Input + Output)
IP Rating	IP56
Finished color	Grey (RAL 538C)
Material	Polypropylene, aluminium (grille), hot-dipped galvanized steel (U-bracket)
Dimensions	407 x 410 x 378mm / 16.0" x 16.1" x 14.9"
Weight	20,0 kg. / 44.1 lb.

9. PACKAGE CONTENTS

- eCMP8 / eCMP12
- Mounting bracket, protective cover for connections, and screws
- Quick User Guide
- Warranty Card



All product characteristics are subject to variation due to production tolerances. **NEEC AUDIO BARCELONA S.L.** reserves the right to make changes or improvements in the design or manufacturing that may affect these product specifications.

For technical queries contact your supplier, distributor or complete the contact form on our website, in [Support / Technical requests](#).

Motors, 166-168 08038 Barcelona - Spain - (+34) 932238403 | information@ecler.com | www.ecler.com