

## IC6CLASS-TR

### CEILING LOUDSPEAKERS

*In-ceiling / In-wall high-end Loudspeaker*



#### PRODUCT OVERVIEW

IC6CLASS-TR 2-way low and high impedance loudspeaker, integrates a very careful and efficient selection of components (6.5" woofer + 1" tweeter), together with a mechanical design that provide a high quality audio ("Hi-Fidelity" profile sound) and a very fast installation process, just using a basic set of tools.

#### KEY FEATURES

- 2 way loudspeaker, 75 WRMS
- 16  $\Omega$  impedance, allowing for multiple units connected in parallel to a standard audio amplifier
- High impedance built-in transformer, allowing for multiple units connected in parallel to a 70V / 100V line audio amplifier (5 different power tapings available)
- 16  $\Omega$  or high impedance power selection accessible from the front panel, once the loudspeaker is already installed in the ceiling
- 6.5" Kevlar® woofer
- 1" Silk dome (ACCW) tweeter
- Aluminium front grill
- Fast installation procedure using a basic set of tools
- Available in white (RAL 9003)

#### APPLICATIONS

- Corporate and residential buildings
- Commercial premises, retail shops
- Leisure centres
- Sound reinforcement in clubs, bars, etc.
- Health and sports centres
- Meeting and conference rooms
- 5.1 and 7.1 surround systems
- Auditoriums, museums

## TECHNICAL SPECIFICATIONS

## IC6CLASS-TR

System	
Effective frequency range <sup>1</sup>	61 Hz-20 kHz
Coverage angle <sup>2</sup>	151°x151° (HxV)
Power handling	75 W RMS / 300 W Peak
Sensitivity <sup>3</sup>	89 dB (1W/1m)
Maximum SLP	108 dB continuous / 114 dB peak
Power options	100V: 30W / 20W / 15W / 7,5W / 3W / 16Ω 70V: 30W / 20W / 15W / 7,5W / 3,7W / 1,5W / 16Ω
Recommended amplifier power	150 W RMS
Transducers	
Ways	2
Low frequency driver	6,5" woofer
High frequency driver	1" silk dome (ACCW) tweeter
Nominal impedance	16Ω
Physical	
Power type selector	Front tap selector
Installation options	Ceiling, wall
Grille material	Aluminium
External diameter	270 mm / 10.63"
Internal diameter	224 mm / 8.82"
Recommended cut out diameter	227 mm / 8.94"
Required depth	95 mm / 3.74"
Finished color	White (RAL 9003)
Ceiling thickness	No limit min 40mm / 1.57" max
Weight	2.5 kg / 5.51 lb

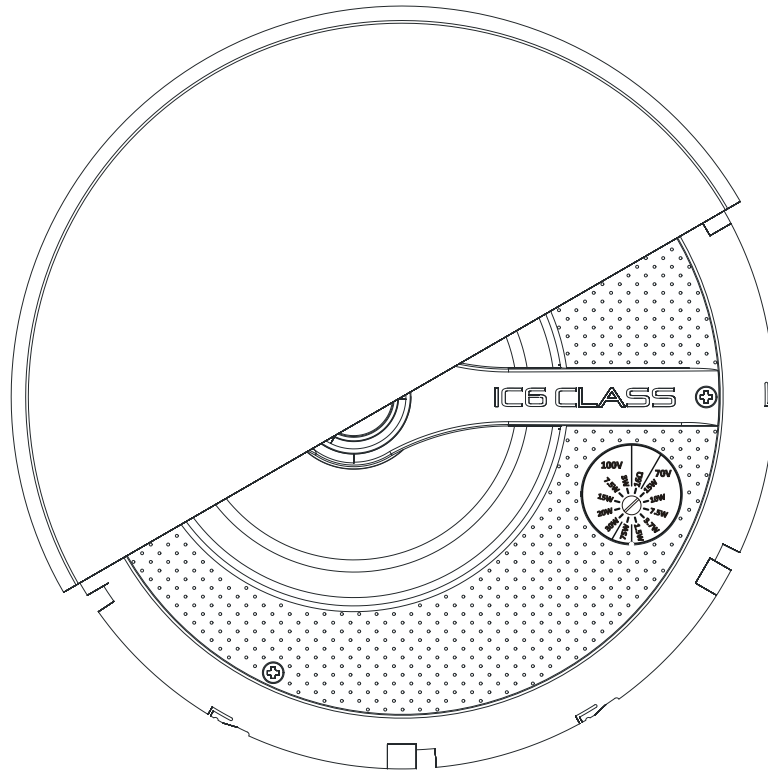
<sup>1</sup>10dB below the sound pressure level at specified sensitivity

<sup>2</sup>6dB below the sound pressure level than that at the direction of maximum level, Average from 1 kHz to 4 kHz.

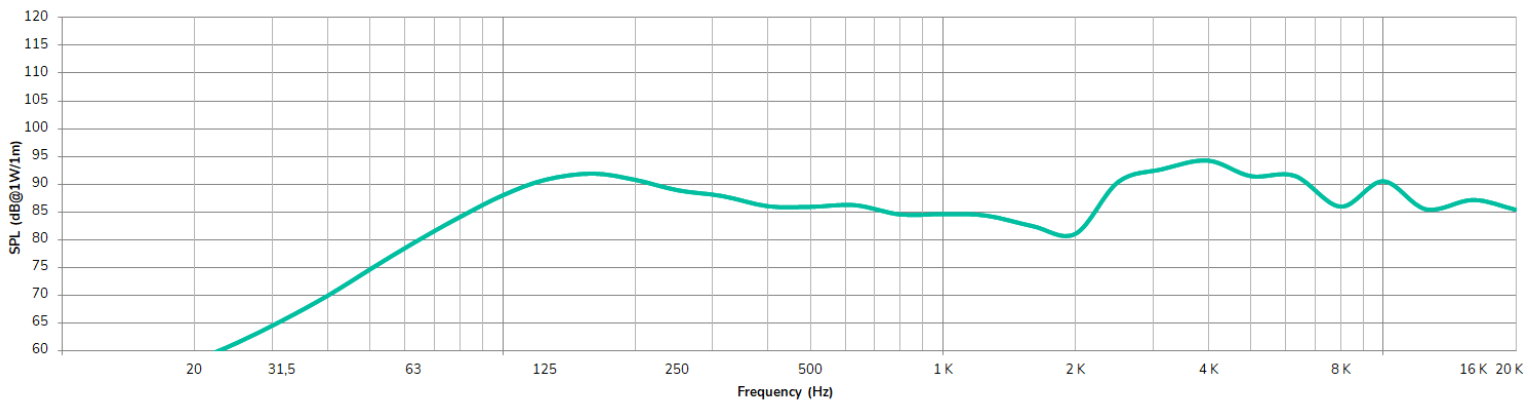
<sup>3</sup>Measured on-axis, far field and referenced to 1 meter by inverse square law. Average from 100 Hz to 10 kHz.

<sup>4</sup>Calculated from sensitivity and power handling specifications, exclusive of power compression

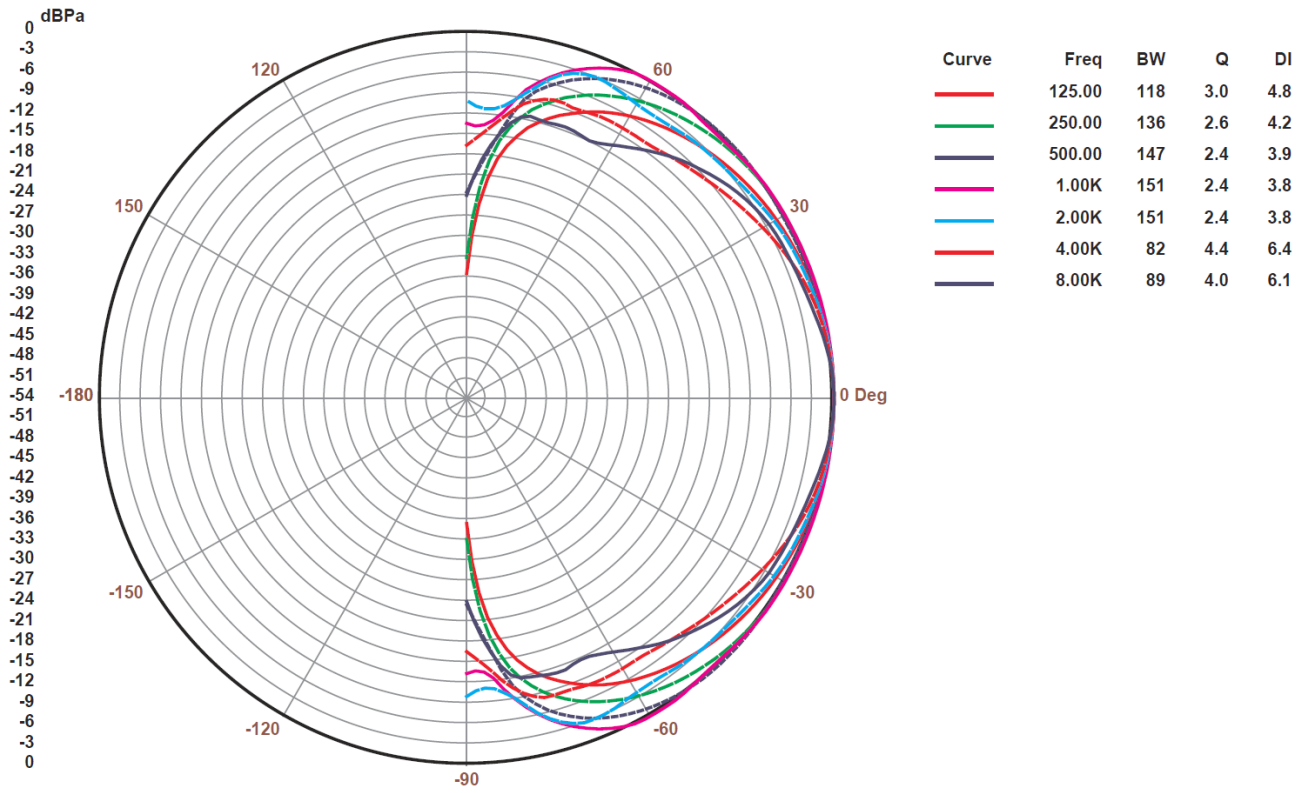
### MECHANICAL DIAGRAM



### FREQUENCY RESPONSE



POLAR DIAGRAMS





All product characteristics are subject to variation due to production tolerances. **NEEC AUDIO BARCELONA S.L.** reserves the right to make changes or improvements in the design or manufacturing that may affect these product specifications.

For technical requests address to your supplier, distributor or fill the contact form in our website, at [Support / Technical Request](#).

Motors, 166-168 08038 Barcelona - Spain - (+34) 932238403 | [information@ecler.com](mailto:information@ecler.com) | [www.ecler.com](http://www.ecler.com)