

## DROP6

### SPECIALIZED LOUDSPEAKERS

*Pendant Loudspeaker*



#### PRODUCT OVERVIEW

ECLER DROP6 is a 2-way full range 6.5" pendant speaker, 75W @ 8 ohm with a stylish design, including a 70/100V line transformer with 60/30/15 and 7,5W power selections, available at both high and low impedance levels.

#### KEY FEATURES

- Two-way full-range pendant loudspeaker
- 75 W RMS @ 8  $\Omega$
- 6,5" woofer / 1" silk dome tweeter.
- Compatible for use in high impedance (70V or 100V line) and low impedance (8  $\Omega$ )
- Power selector: 4 options of 60W/30W/15W/7.5W in high impedance or one 75W option in low impedance
- ABS reinforced with fibreglass
- Paintable grille and speaker (white)
- INPUT/LINK double connector, Euroblock type
- Cable length: 5m (includes 2 height adjustable steel cords)
- Available in white (RAL9003) and black (RAL9005)

#### APPLICATIONS

- Corporate and residential buildings
- Commercial premises
- Leisure centres
- Health and sports centres
- Meeting and conference rooms
- Auditoriums, museums

## TECHNICAL SPECIFICATIONS

DROP6	
System	
Effective frequency range <sup>1</sup>	45Hz - 20KHz
Coverage angle <sup>2</sup>	112° Conical
Power handling	75W RMS / 300W Peak
Sensitivity <sup>3</sup>	87 dB (1W/1m)
Maximum SPL <sup>4</sup>	106dB continuous / 112dB peak
Power options	70V/100V: 7.5W - 15W - 30W - 60W
	8Ω: 75W
Recommended amplifier	150W RMS
Transducers	
Ways	2-way, full range
Low Frequency Driver	6.5" woofer
High Frequency Driver	1" silk dome tweeter
Nominal impedance	8Ω
Physical	
Connection type	Double INPUT/LINK connector, Euroblock type
Power type selector	Back panel tap rotary selector
Installation options	Pendant
Environmental	IP53 rated
Certifications	TBC
Enclosure material	ABS reinforced with fibreglass
Grille material	Aluminium
Grille fixing system	Bayonet mount system
Mounting system	Steel wire hanging
Flying points	2 x Steel wire hanging points
Operating temperature	Min: 0°C ; 32°F
	Max: 35°C ; 95°F
Operating humidity	<85% HR
Storage temperature	Min: -10°C ; 14°F
	Max: 50°C ; 122°F"
Storage humidity	<90% HR
Included accessories	2 x Steel cords for hanging 5 mts, 2 x 3C Euroblock connector
Finished colour	White (RAL9003) or Black (RAL9005)
Dimensions	Ø270mm x 355mm(H) / Ø10.6 in. x 14 in. (H)
Weight	4.2 Kg / 9.26 lb
Pieces per box	1
Shipping dimensions	380 x 325 x 370mm / 14.9 x 12.8 x 15.5 in. (WxHxD)
Shipping weight	5.5 Kg / 12.12 lb

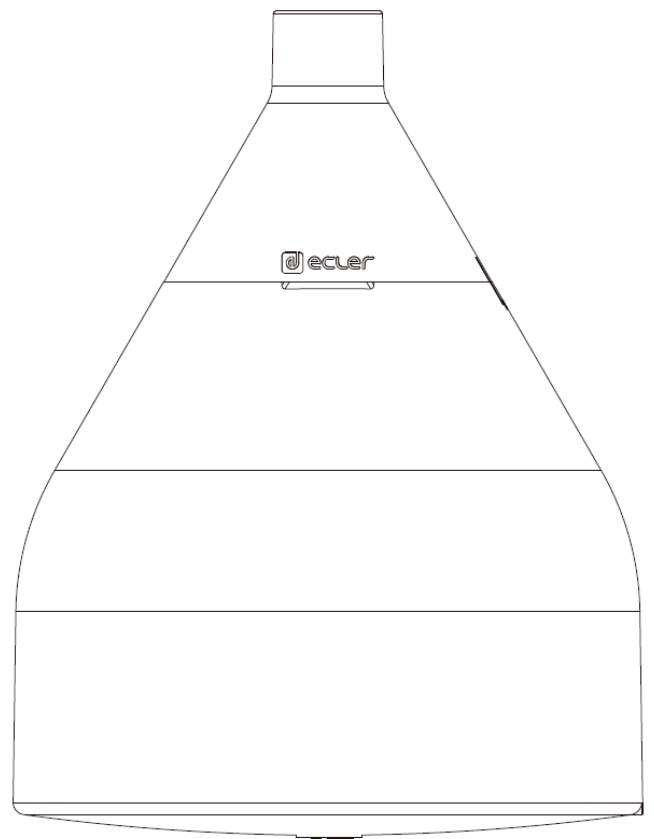
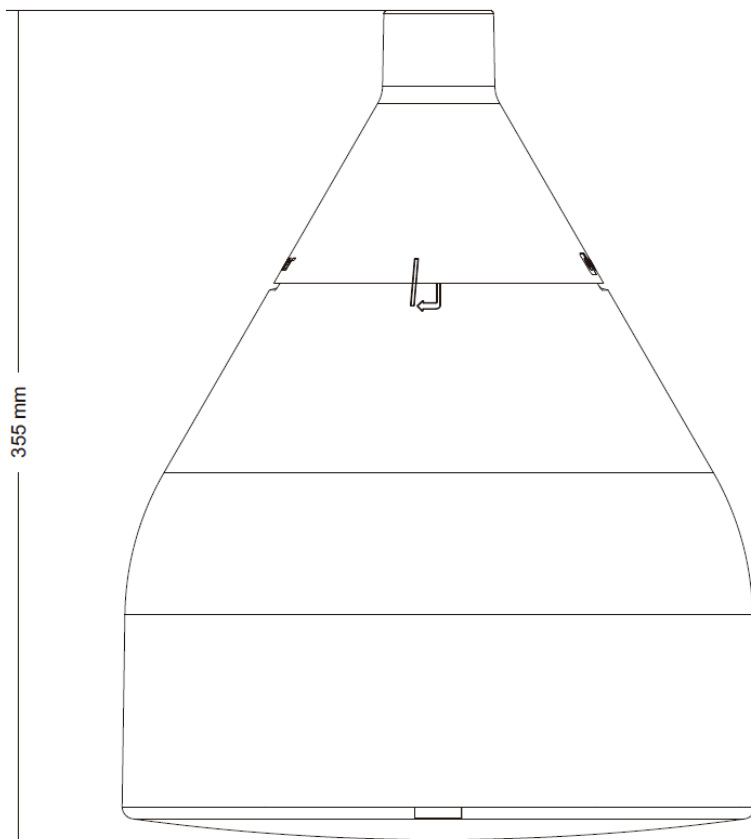
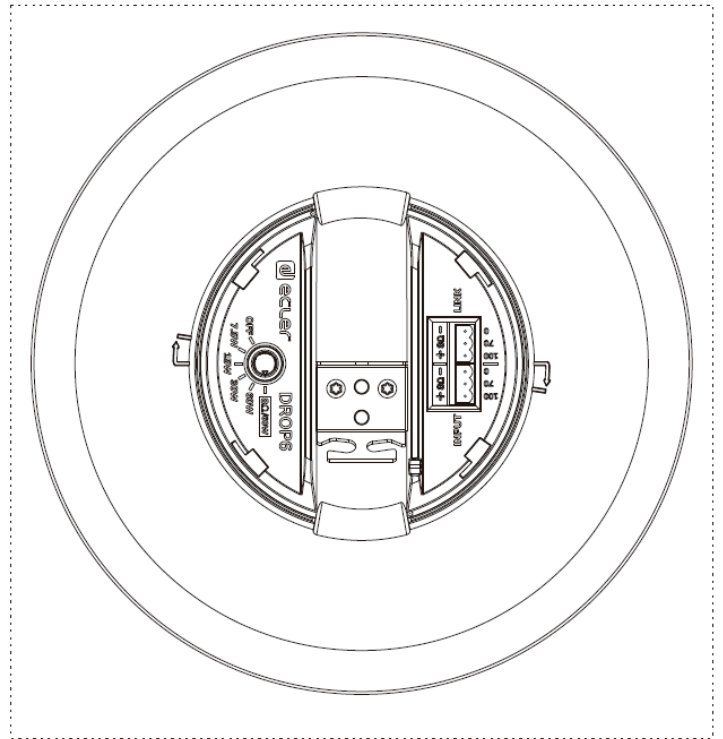
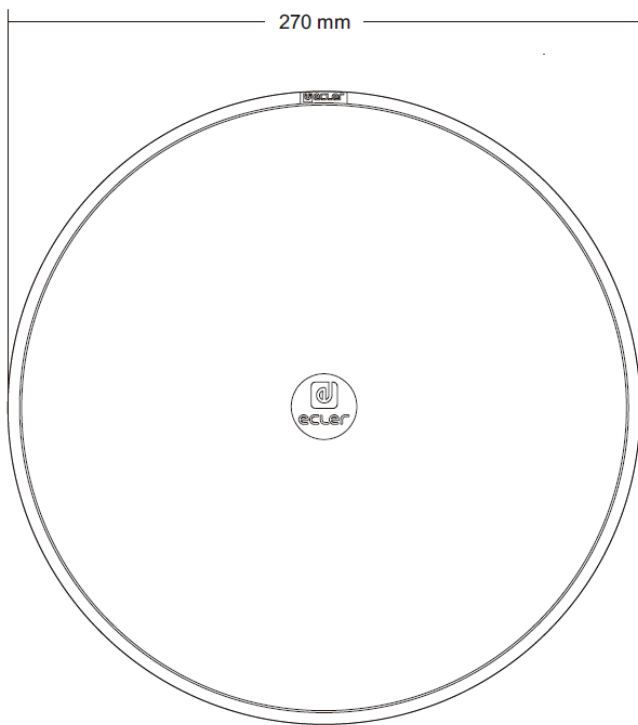
<sup>1</sup> 10dB below the sound pressure level at specified sensitivity

<sup>2</sup> 6dB below the sound pressure level than that at the direction of maximum level, Max. angle between 1 kHz and 4 kHz.

<sup>3</sup> Measured on-axis, far field and referenced to 1 meter by inverse square law. Average from 100 Hz to 10 kHz.

<sup>4</sup> Calculated from sensitivity and power handling specifications, exclusive of power compression

MECHANICAL DIAGRAM



## A&E SPECIFICATIONS

The pendant loudspeaker shall be a two-way type consisting of an 6,5" woofer and a 1" silk dome tweeter suitable for 70/100 V line or low impedance installations. The power handling should be 75 W RMS at a nominal impedance of 8  $\Omega$  with a peak power handling of 300 W. It shall include a multi-tapping line transformer with tapings for 7.5W - 15W - 30W - 60W in 70/100V line, including an 8  $\Omega$  bypass.

The effective frequency range ( $\pm 10$  dB) shall be from 45 Hz to 20 kHz. The sensitivity shall be 87 dB considering 1 W input signal at 1 meter distance. The maximum continuous sound pressure level shall be 106 dB, while the maximum peak pressure level shall be 112 dB considering the loudspeaker's rated power. The coverage angle shall be a 112° conical coverage pattern.

The enclosure shall be made of ABS reinforced with fibreglass and the borderless grill shall be made of rust-proof aluminum. It shall come available in both white (RAL9003) and black (RAL9005) colours. Mounting of the pendant speaker into the ceiling shall be possible using the steel cords hanging. Connection shall be made via terminal block, including a double INPUT/LINK connector.

The loudspeaker shall have a diameter of 270 mm, a high of 355 mm and the weight shall not exceed 4,2 kg. It shall have data files available that can be used with EASE acoustic simulation software.

The loudspeaker shall be the ECLER DROP6.



All product characteristics are subject to variation due to production tolerances. **NEEC AUDIO BARCELONA S.L.** reserves the right to make changes or improvements in the design or manufacturing that may affect these product specifications

For technical queries contact your supplier, distributor or complete the contact form on our website, in [Support / Technical requests](#).

Motors, 166-168 08038 Barcelona - Spain - (+34) 932238403 | [information@ecler.com](mailto:information@ecler.com) | [www.ecler.com](http://www.ecler.com)